



Simplified, Powerful Survey Software for Everyone

SIMPLIFIED, POWERFUL SURVEY SOFTWARE FOR ANYONE: EXPLORANCE
BLUEX

Meet Explorance BlueX

Explorance BlueX is the survey tool that makes creation easier than ever, ensuring you can spend less time learning software and more time gathering crucial insights from:

✦ ANY SURVEY

✦ ONLINE FORMS

✦ MARKET RESEARCH

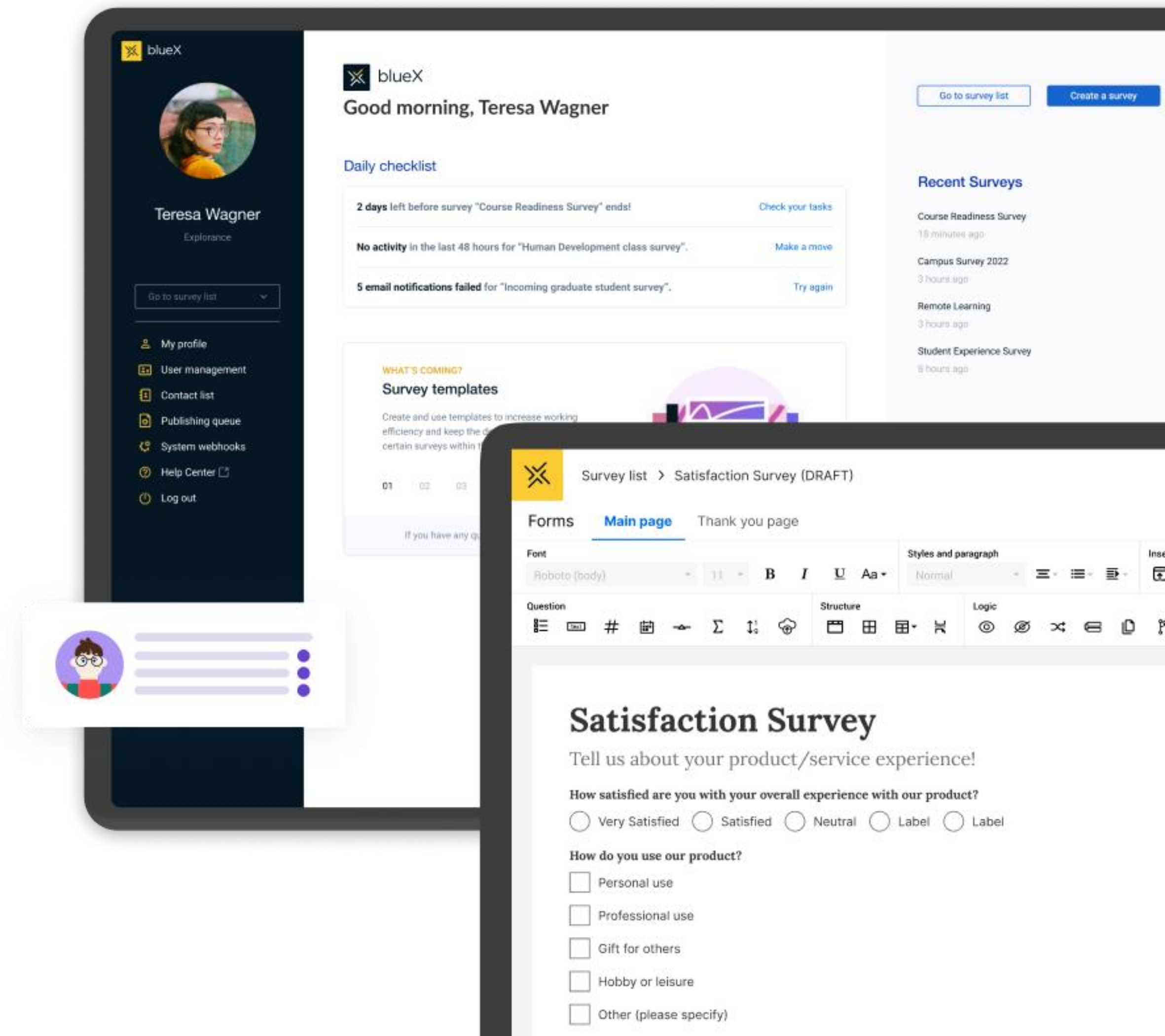
✦ INTERACTIVE BLOGS AND NEWSLETTERS

The All-in-One Platform for Surveys, Forms, and More

✦ BUILT SPECIFICALLY FOR HIGHER EDUCATION

✦ POWERFUL YET INTUITIVE INTERFACE

✦ ENTREPRISE-READY: SECURE, SCALABLE, COMPLIANT



An intuitive, flexible, and powerful survey tool that enables free-form survey creation for researchers, students, faculty, and staff.



What kind of
surveys can you
create with BlueX?

The BlueX Potential

➤ Large Scale Surveys

Institutional, Faculty, Departmental or Custom Audience surveys.

➤ Blogs

Blog creation with interactive content and content review

➤ Research

Gather insights for research-based projects to defined audience

➤ Newsletters

Regular newsletter design with interactive content.

➤ Formative Assessment

Interactive information and content with pre-built questions that can be scored

➤ Policy and Procedures

Consistent design and location for request forms, signed policies and documentation



Empower Departments, Teams, and Researchers with Powerful Surveys

More Flexibility and Responsiveness

Enable stakeholders around your institutions to collect information relevant to them

Centralized Survey Governance

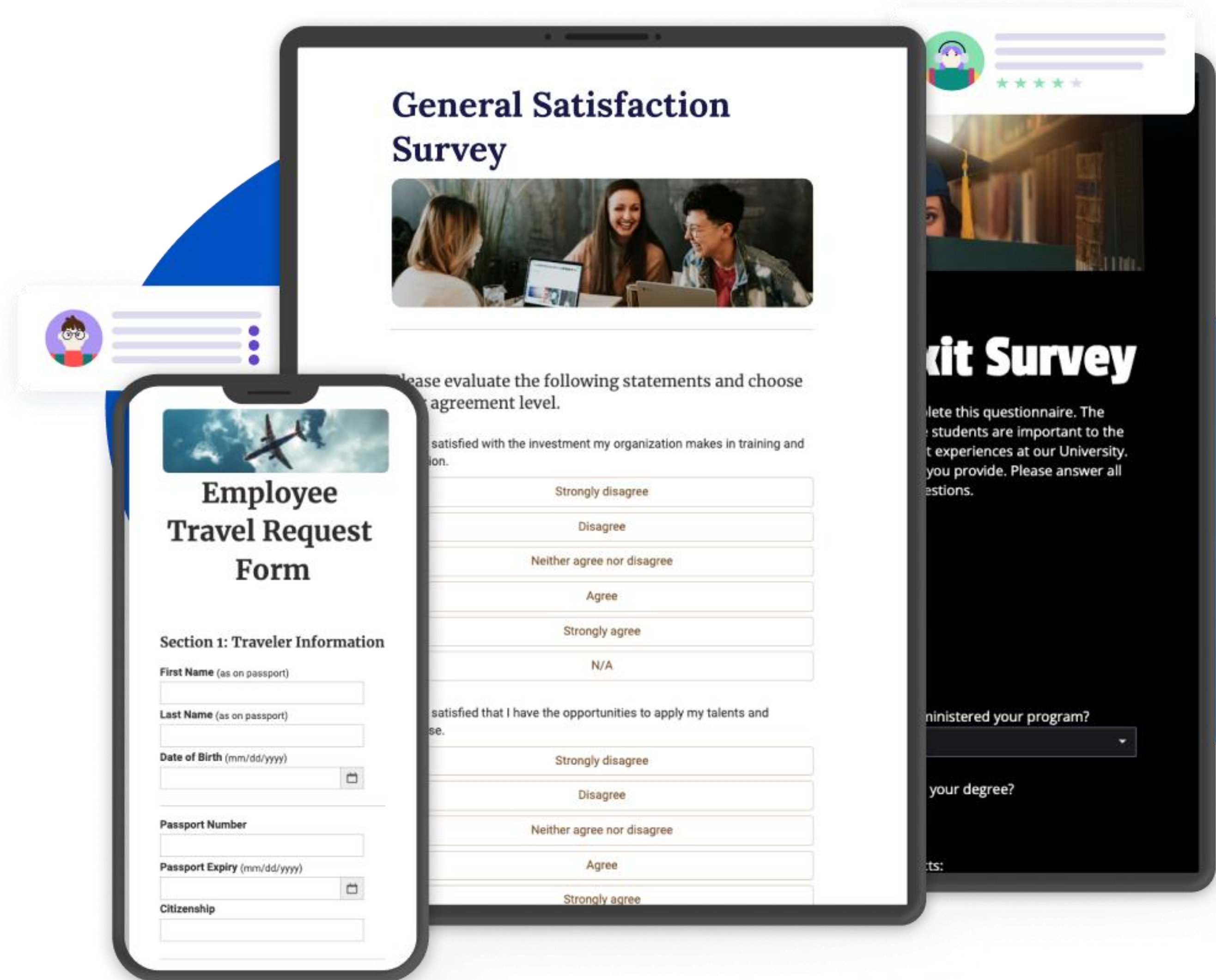
Oversee feedback initiatives and results without compromising brand, security, and privacy.

Familiar and Intuitive Experience

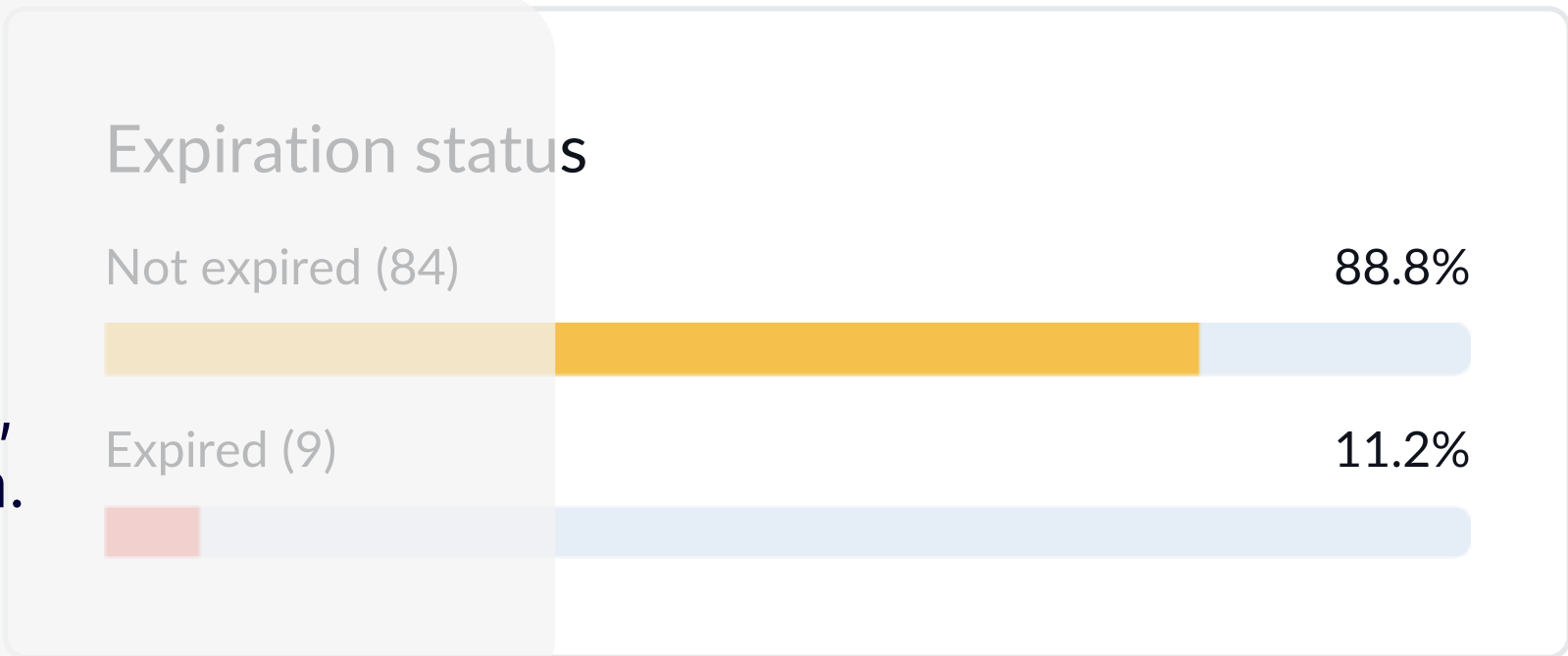
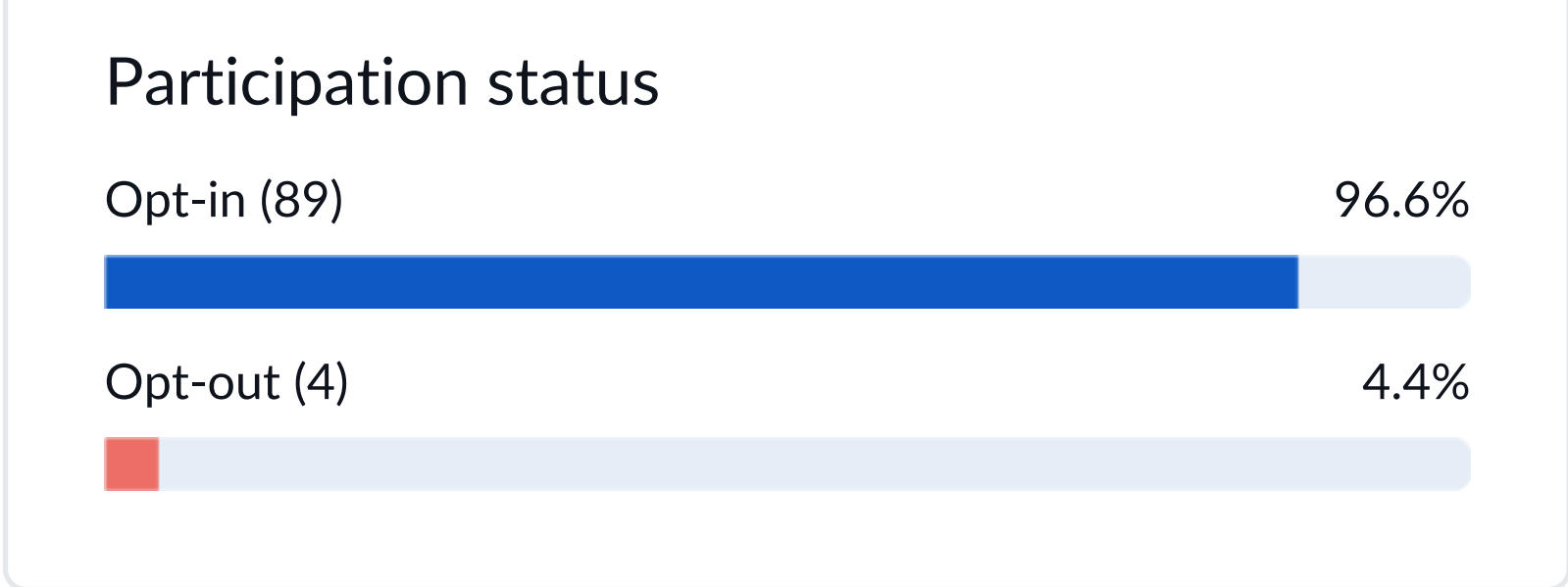
Benefit from an intuitive and user-friendly experience, making survey creation fun and simple.

Key Features at Glance

- ✕ Intuitive visual builder
- ✕ Logic and branching options
- ✕ Multimedia embeds (video, images, etc.)
- ✕ Export to CSV, PDF, and direct dashboards
- ✕ Survey preview for different devices
- ✕ Permission & collaboration
- ✕ Powerful and flexible reporting widgets
- ✕ Easy survey management
- ✕ Full accessibility (WCAG-compliant)



Monitoring and Reporting



✕ Monitor Real Time Statistics

- The participation, expiration, progress, and email campaign statuses.
- The rate at which surveys are submitted.
- The rate at which survey links were opened.
- The Timeline of campaign progress.
- The breakdown of which browser, OS, and device was used to submit a form.

✕ Manage Individual Responses

For surveys with a set distribution list, you can check task status, unsubmit responses, reset responses, extend deadlines on an individual basis and send manual emails

✕ Analyze response statistics

View all the responses in the Survey Management Dashboard. Responses can be filtered using respondent demographics.

✕ Export and Download Responses

Exports to Excel, CSV and JSON. Demographics, filters and statistics can be included in the export/download.

Progress status



Reporting



Student Experience Survey

Thank you for participating in this survey! Your feedback is valuable and will help us improve the student experience. The survey will take approximately 5-7 minutes to complete.



Survey list

Customer Satisfaction Survey

Live

[Go to survey editing](#)

[Share](#)



Survey management

Overall

Task management

Email center

Responses

Analytics

Export history

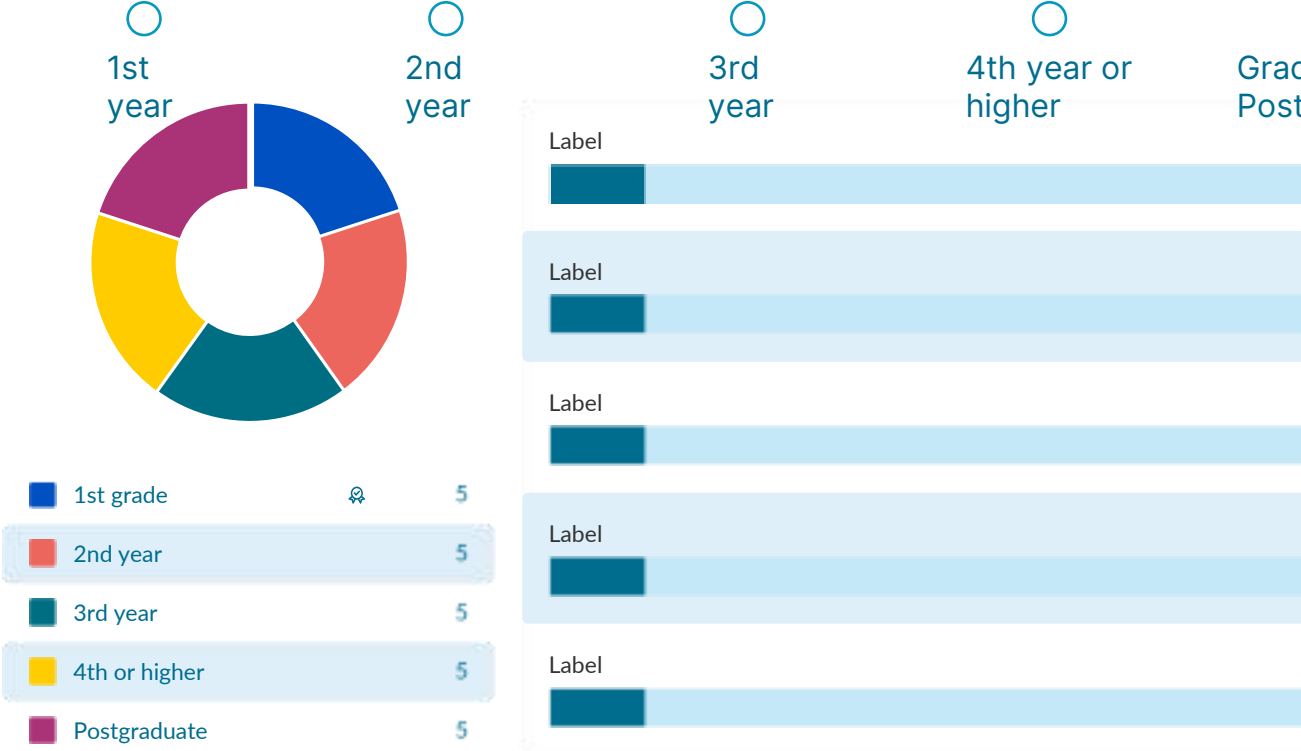
[Manage widgets](#)

Section 1: General Information

1. What is your enrollment status?

- ☐ Full-time
- ☐ Part-time
- ☐ Other

2. What is your year of study?



3. What program are you enrolled in?

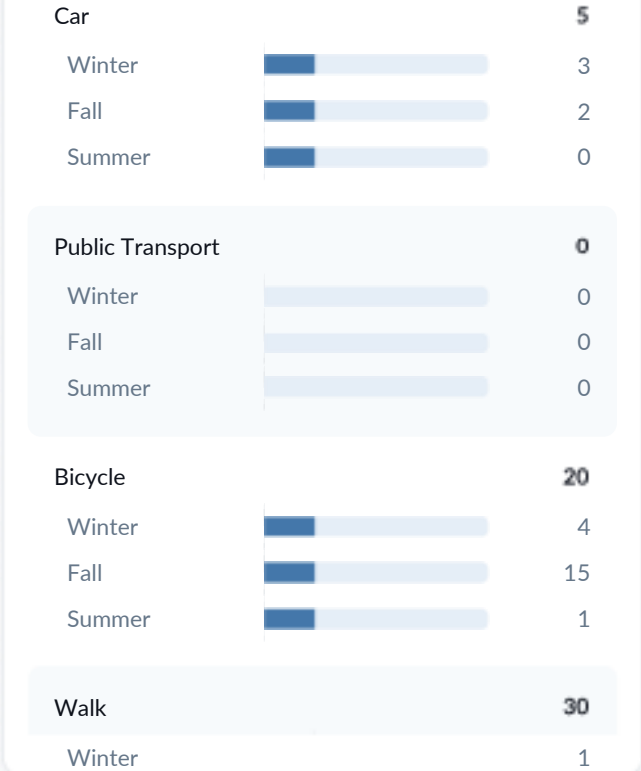
Label

Advanced statistics:	#
Medi	#
Standard	#
Varia	#

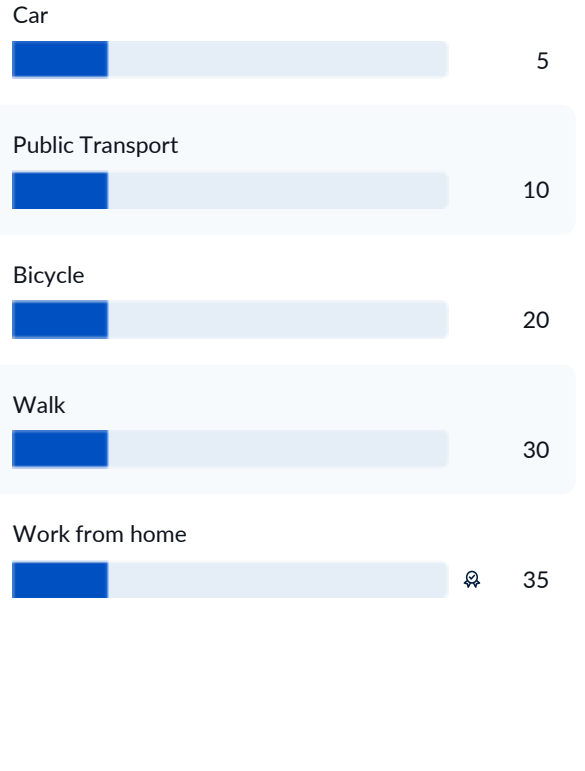
Response metrics:	
Number of respondents	#
Respondents that skipped this question:	#
Respondents that did not see this question:	#

Bar chart

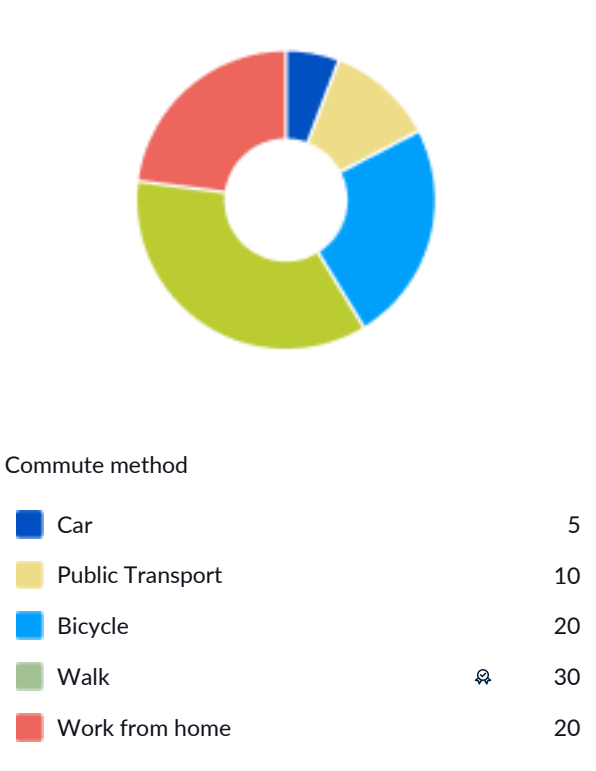
Commute method



Commute method



Commute method



Another section collapsed

[Create a new section](#)



Explorance BlueX Showcase

There is More to Come!

The BlueX Roadmap

◆ CONFIDENTIALITY SETTINGS

◆ EMBED ANALYTICS WIDGETS INTO SURVEYS

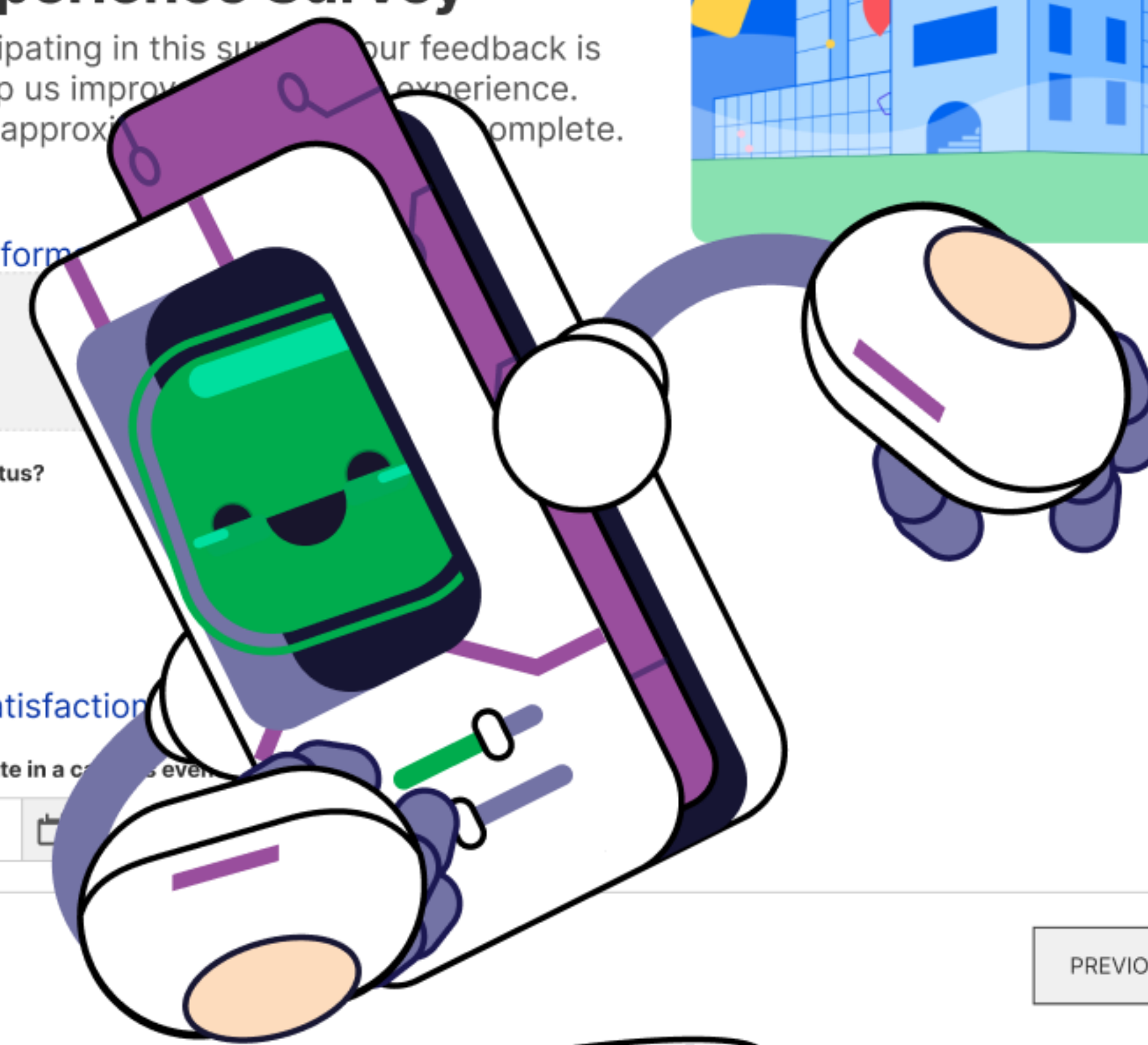
◆ QUALTRICS SURVEY IMPORT


◆ ENFORCED TEMPLATES


◆ RECURRING SURVEYS

◆ QUALITATIVE ANALYSIS POWERED BY EXPLORANCE MLY

◆ DATA SOURCE INTEGRATION WITH EXPLORANCE BLUE



 **blueX**



Student Experience Survey

Thank you for participating in this survey. Your feedback is valuable and will help us improve your experience. The survey will take approximately 5 minutes to complete.

[Section 1: General Information](#)

2. What program are you enrolled in?

[Section 2: Overall Satisfaction](#)

1. What is your enrollment status?

☐ Full-time

☐ Part-time

☐ Other

3. When did you last participate in a campus event?

[PREVIOUS](#)